




Insect





or



Not?

By Rhonda Baldacchino






Name _____











Directions: Cut and paste the pictures in the correct box.

Insect or Not?



Insect

Not an Insect






Name _____



Directions: Cut and paste the pictures in the correct box.

Insect or Not?




Insect


Not an Insect




Insect or Not?



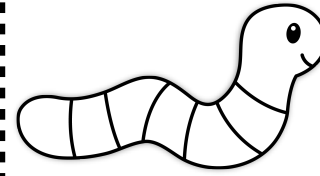
bee




rabbit




turtle




worm




ant




dragonfly




snail



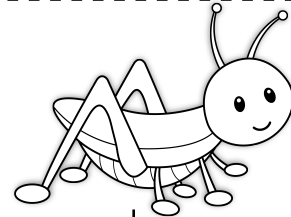
lizard




butterfly




beetle



grasshopper



frog



ladybug



bird

Name _____

What Do You Know About Insects?

1. Insects have _____ legs.
2. Insects have _____ body parts.
3. Insects have a head, thorax and _____.
4. Insects have two _____.
5. Some insects can bite or _____.
6. Insects have an _____.




Word Bank


three
exoskeleton
antennae
sting
abdomen
six





Directions: Label the insects.













Name _____







Insect Word Search

Directions: Find the words from the list in the word search.



e	f	l	g	e	b	e	e	t	s	d
g	r	a	s	s	h	o	p	p	e	r
o	q	d	m	o	s	q	u	i	t	o
a	b	y	x	p	o	v	n	i	q	c
n	r	b	g	h	b	j	w	f	m	r
t	b	u	t	t	e	r	f	l	y	i
z	a	g	h	j	e	b	a	y	c	c
i	n	s	e	c	t	v	l	e	w	k
n	s	y	q	u	l	m	m	f	s	e
z	t	r	x	w	e	n	u	e	p	t
d	r	a	g	o	n	f	l	y	t	l

- ladybug
- grasshopper
- butterfly
- ant
- beetle
- bee
- dragonfly
- fly
- cricket
- insect
- mosquito



Thank You

Thank you for downloading my Insect or Not? FREEBIE. I hope you are completely satisfied with my pack and find the activities are useful & fun for your students.

I value all feedback, and if there is something I could improve on please let me know.

If you have any questions or concerns, you can email me:

rhondabaldacchino@gmail.com

For more teaching ideas, stop by my blog:

[Classroom Fun](#)



CREDITS clip art and Fonts



Happy Teaching
Rhonda Baldacchino